

Nissan. Innovation that excites.™

NISSAN PATHFINDER®

Shouldn't you drive something you love? Absolutely. And that's what inspires our innovation. We look at every part of your drive and ask how can we make this better, smarter and more fun. So when you get in your new Pathfinder, you'll feel how exciting the answers can be:

Ready for tough terrain. With intuitive 4WD, Pathfinder gives you the capability you need with class-exclusive choice of 2WD, Auto and 4WD Lock modes.

3 rows of flexibility. the 2nd row glides and tilts forward for 3rd row access, even with a child seat safely strapped in.

Parking made simple. With Pathfinder's available class-exclusive Around View® Monitor, you get a virtual 360° bird's-eye view to help snag that space.

Remote Engine Starter. Cool down your Pathfinder from up to 60 metres away. Now when you open the car door, it's as if Pathfinder was expecting you.

Regional Customer Communication Centre

Dear Customer,

To ensure customer satisfaction, we have set up a Customer Communication Centre to address your queries. Please follow these steps:

Step 1: Contact your local Nissan Distributor's Customer Communication Centre, which will handle your query and give you a reference number.

Step 2: If your local Nissan Distributor is unable to address your query, please contact the Nissan Regional Customer Communication Centre quoting your reference number. Tel: +9714 600 54 6666



Innovation
that excites

NISSAN PATHFINDER



THE ALL-NEW 2013 PATHFINDER®

INTRODUCING THE MOST INNOVATIVE PATHFINDER EVER.

Over 25 years of legendary capability meets a brand-new generation of SUV. From climbing hills to climbing in, Pathfinder redefines it all. With an intuitive 4-Wheel Drive System that's more adaptable than ever. A revolutionary CVT transmission for seamless power. A 3rd row that's spacious and surprisingly easy to get into. And a class-exclusive Around View® Monitor that helps you grab a parking space right out front. Welcome to the Next Gen SUV.

Nissan. Innovation that excites.™



**THE FEELING YOU HAVE A LOT
MORE WORLD TO SEE.**





**5-STAR ACCOMMODATION – BEFORE
YOU EVEN GET TO THE LODGE.**

The most comfortable Pathfinder ever beckons you with premium comforts, including standard Tri-Zone Automatic Temperature Control and available cooled 1st and 2nd row seats. With available navigation plus available dual-memory seating system and a Bose® premium audio system, you've got luxury accommodation – without any reservations.



THE FEELING THAT EVERYONE CAN COME ALONG.

In the all-new Pathfinder, capability goes way beyond taking on rugged conditions, it's conquering the real world you face every day. That means more than just seating for seven. It means seating for seven with best-in-class passenger volume, including a 2nd row that slides over

twelve centimetres for stretch-out room and the only 3rd row reclining seat in its class. Add in the convenience of features like Push Button Ignition, rear A/C and available Remote Engine Start System, and this is one time where one size fits all beautifully.



Tri-Zone HVAC system, with individual automatic temperature set per zone.



Intelligent Key with Remote Engine Starter



UNDER-FLOOR CARGO SYSTEM

OPENING UP TO A WORLD OF POSSIBILITIES.

Cargo? Pathfinder makes easy work of it, with folding 2nd and 3rd row seats that create a virtually flat floor and up to 2.26 cubic metres of cargo space. **There's also an under-floor storage area that keeps valuables out of sight. It's easily accessed even when the 3rd row is upright, for extra cargo space when you've got seven on board.**



RECLINING
2ND AND 3RD ROW

SLIDING
2ND ROW



Easy Access to 3rd Row

What good is a spacious 3rd row if you can't get to it? Pathfinder now comes with a 2nd row that glides and tilts forward for easy access. And once you're in the 3rd row, you'll find it's exceptionally comfortable,

thanks to class-exclusive reclining seats. With the all-new Nissan Pathfinder, you can even tilt and slide the right side of the 2nd row with a child seat securely strapped in.



The Less Rules, The Better

With Pathfinder, being spontaneous comes easily. Whether that means something as simple as bringing along an extra friend, or a last-minute invitation to a great getaway spot. With equal measures of flexibility, capability and comfort, you're ready.



Thoughtful From Top To Bottom

Pathfinder makes your next trip that much more enjoyable, thanks to easy loading from an available power liftgate that opens at the touch of a finger. And with an available large Dual Panorama Moonroof, everyone gets a great view of the sun, the sky and the stars.

GETTING A GREAT VIEW WHEREVER YOU LOOK.

DVD Entertainment System. If you've ever taken a trip with kids, you probably know it's hard to please everyone. But with Pathfinder's available DVD Entertainment System, you actually can. The rear monitors can play individually, giving a choice of DVDs and video games that you can control from the audio system's 8-inch VGA screen. And with those in the back wearing wireless headphones, you can adjust the 12-speaker Bose® audio system to play only in the front, letting you enjoy your own choice of entertainment in perfect harmony.



HDD Navigation System. The class-leading Navigation System features a high-resolution WVGA 8-inch touch screen that displays the destination in compass mode.



9GB Music Box™ Hard Drive. Enjoy your personal music library where you can record around 300 CDs up to 9GB. Control your iPod® with the audio system or play music and videos from a USB flash drive or other compatible storage devices.



Advanced Drive-Assist™ Display. From the trip computer to 4WD torque distribution, the new Advanced Drive-Assist™ Display serves up info right in front of you – helping to minimise time looking away. Its intuitive 3D depth and tilt design help you take it all in quicker.





CONFIDENCE AT YOUR FINGERTIPS.

Intuitive 4WD. With Pathfinder's All-Mode 4x4-i, you've got a system that's capable on-road and off. And it's the only vehicle in its class with selectable driving modes. You can choose full-time 2WD for maximum efficiency. Auto Mode constantly monitors conditions and adjusts the balance of power between front and rear wheels for best traction. Challenging conditions? 4WD Lock Mode is your choice. And when your travels take you on steeper paths, hill start assist helps prevent rollback when starting and driving away on an incline.



Balance of Power. The Advanced Drive-Assist™ Display illustrates the Pathfinder dividing the power between the front and rear axles, helping to give you the available traction and control you need.



HERE'S TO SAVING GAS MONEY YOU CAN POUR INTO A WEEKEND GETAWAY.

Efficiency, brought to you by the Next-Generation Xtronic CVT®.

With Pathfinder's class-exclusive Xtronic CVT® transmission, you have a virtually gearless wonder. It can hold the engine at the ideal RPM for the job, giving you a wave of power when you need it and running low RPM for quiet, efficient cruising when you don't. Proof? Best-in-class fuel economy in city (8.5 KMPL), combined (9.4 KMPL) and highway (11.1 KMPL).

Power, Courtesy of a 3.5-L V6 Engine. Pathfinder takes it on with 254hp of 3.5-L V6 muscle and a CVT that knows the engine's sweet spot for the power you need.


8.5 KMPL CITY

11.1 KMPL HIGHWAY

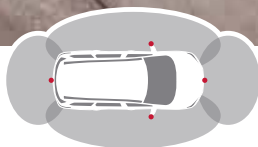
254^{HP} / 6000 RPM
MAX POWER NET

33.2^{KG-M} / 4400 RPM
MAX TORQUE NET

1500 KG
MAX TOWING



4 CAMERAS



CREATE A 360° VIEW



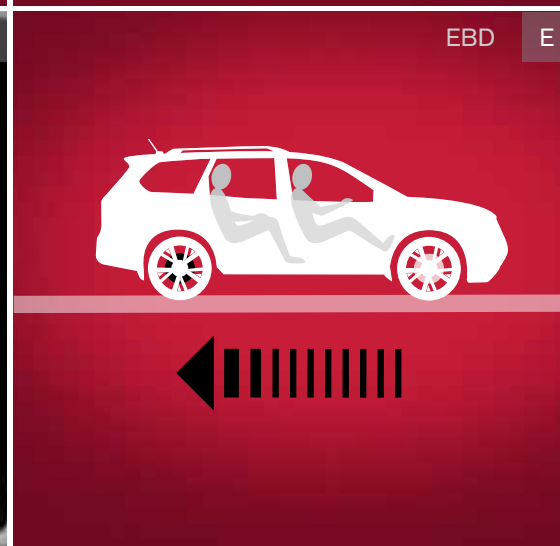
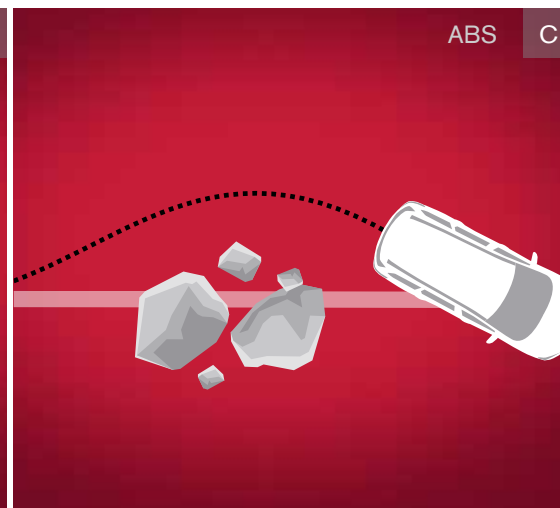

AROUND VIEW® MONITOR.

A rearview camera is great when you're manoeuvring into a tight space. Now, with Pathfinder's available class-exclusive Around View® Monitor – a Nissan innovation – you have not one but four wide-angle cameras as your helpful spotters.

Bird's-eye View. The system works by converting the view from each of four wide-angle cameras (in the front and rear and in the side mirrors) into a virtual composite overhead view of your Pathfinder. Now you can see your

vehicle's position in relation to its surroundings on all sides, helping you avoid not only the car behind or in front, but helping to save your wheels from nasty curb scuffs.

Four Split-screen Choices. When your Pathfinder is in "Reverse", the system automatically shows the rear view/bird's-eye combo (A). Press the "Camera" button and bird's-eye view changes to the right curbside view. Likewise, in "Drive", up to speeds of about 8 KPH, you get a look at what's in front – and you can use the "Camera" button to select either right curbside (B) or bird's-eye view (C).



BECAUSE YOU CAN NEVER BE TOO PREPARED.

A. Vehicle Dynamic Control (VDC). A slick spot in a corner can suddenly have you going in a direction you didn't want. VDC, also known as stability control, monitors your steering and braking to help you maintain your steered path under certain conditions by reducing engine output and/or applying brake pressure to specific wheels.

B. Traction Control System (TCS). Pathfinder's power is wasted if all it does is spin the tyres, so when the standard Traction Control System senses drive-wheel spin, it responds by reducing throttle or applying brake pressure to help maintain traction.

C. Anti-lock Braking System (ABS). The standard ABS pumps the brakes faster than you possibly can in panic-braking situations to help prevent wheel lockup, so you can continue to steer around obstacles while braking heavily.

D. Tyre Pressure Monitoring System (TPMS) with individual tyre pressure display. When your tyre pressure is low, an icon illuminates on your dash to let you know. On certain models, the individual tyre pressure display will indicate which tyre is low on the Advanced Drive-Assist™ Display.

E. Electronic Brake force Distribution (EBD). Designed to send extra force to the rear brakes when there's additional weight in the back.

Brake Assist. If you need to slam on the brakes, Brake Assist detects how hard you're braking, and if it senses you are in an emergency, it will automatically help to apply maximum braking force.

Brake Override Technology. Like every Nissan since 2005, Pathfinder comes standard with Brake Override Technology. Designed to help slow down your vehicle and bring it to a safe stop in an emergency, it works by overriding accelerator input and reducing engine power when the accelerator and brake are applied simultaneously.



TAKE READY TO
THE NEXT LEVEL.

GENUINE NISSAN ACCESSORIES. IMPRESS. CONNECT. PROTECT. ORGANISE.

Every Genuine Nissan Accessory is: custom-fit, custom-designed and durability- tested and can be financed when installed by the dealer at time of purchase.

- 1 **Remote Engine Start System**
Cool your Pathfinder before you get in.
- 2 **Roof Rail Crossbars**
- 3 **Splash Guards**
- 4 **All Weather Floor Mats**
- 5 **Rear Cargo Cover**
- 6 **Cargo Net**
- 7 **Hatch Tent**
- 8 **Stainless Steel Rear Bumper Protector**



CHOOSE THE PATHFINDER THAT’S RIGHT FOR YOU.

S

- 3.5-litre V6 engine with 254 hp and 33.2kg-m of torque
- Xtronic CVT (Continuously variable transmission) All-Mode
- 4x4-i intuitive 4WD system
- 18" Aluminum - Alloy wheels
- 7-passenger seating capacity
- EZ Flex Seating System with 2nd row 60/40-split fold-flat bench seat featuring LATCH AND GLIDE technology and 3rd row 50/50-split fold-flat reclining bench seat
- Tri-Zone Automatic Temperature Control (ATC)
- Remote keyless entry
- Push Button Ignition
- Power windows with front-touch auto-up/down
- FM/AM/1CD/DVD/HDD audio system with 6 speakers
- MP3/WMA CD playback capability
- USB connection port for iPod® interface and other compatible devices
- VTR input jack
- Bluetooth Hands-Free Phone System
- Illuminated steering wheel-mounted audio controls
- Smart Auto Headlights
- Roof rails
- Nissan Advanced Air Bag System
- Vehicle Dynamic Control (VDC) with Traction Control System (TCS)
- Tyre Pressure Monitor System (TPMS)
- 8-way power adjustable driver's seat
- Vehicle speed-sensitive intermittent windshield wipers
- Leather-wrapped steering wheel and shift knob



SV

INCLUDES S EQUIPMENT PLUS:

- 7 inch QVGA colour monitor
- Rearview Monitor
- 20" Aluminum - Alloy wheels
- I-Key with Remote Engine Starter
- Driver's seat power lumbar support
- 4-way power adjustable passenger's seat
- Front fog lamps
- Chrome body side moldings
- Welcome lighting
- Stainless steel kick plates
- Dual illuminated visor vanity mirrors
- Power Moonroof including UV cut function
- Wood-tone trim
- Leather seats
- Tow hitch receiver with 7-pin trailer tow wiring harness
- Power liftgate
- Power-tilt/telescoping steering column



SL

INCLUDES SV EQUIPMENT PLUS:

- I-Key Adaptive with pre-set memory seat, HVAC, and NAVI screen individual user settings
- Curtain airbags (all rows) and side airbags (front)
- Digital compass
- 9GB Music Box™ hard drive
- 8 inch VGA colour monitor with HDD Navigation System
- Bose® audio system with FM/AM/CD and 12 speakers
- Climate-controlled front seats
- Steering-wheel position memory
- Driver's seat and outside mirrors position memory

OPTIONAL

- Around View® Monitor



ENVIRONMENT

Seeking a symbiosis of people, vehicles and nature

Nissan's environmental philosophy can be described as a symbiosis of people, vehicles and nature. It is our ideal for a sustainable mobile society now, and our goal for the future. We launched the Nissan Green Program with specific objectives to realise this goal, and we are diligently making concerted efforts to reduce environmental impact at every stage of the vehicle life cycle and our corporate activities.

NISSAN PRODUCT QUALITY POLICY.

To provide each of our customers with a consistently high level of quality, we apply the same high quality standards worldwide — ensuring that all Nissan owners enjoy peace of mind when it comes to the durability of their vehicles.

Body Colours

PICK A COLOUR, ANY COLOUR.

You've decided which Pathfinder you want, now here comes the best part: deciding what it's going to look like. Choose your favourite colour and then pick from the available interior options based on the model of your choice.



Super Black KH3



Desert Sand HAE



Mocha Stone CAL



Cayenne Red NAH



Brilliant Silver K23



Moonlight White QAA



Arctic Blue Metallic RBG




Dark Slate K50

Upholstery



BEIGE CLOTH



BEIGE LEATHER



BLACK CLOTH



BLACK LEATHER

Nissan has taken care to ensure that the colour swatches presented here are the closest possible representations of actual vehicle colours. Swatches may vary slightly due to the printing process and whether viewed in daylight, fluorescent or incandescent light. Please see the actual colours at your local Nissan dealer.

SPECIFICATIONS

MECHANICAL FEATURES

Grade			S	SV	SL
Engine	Code		VQ35DE		
	Displacement cc		3,498		
	Bore x Stroke mm		95.5 x 81.4		
	Max. Power hp/rpm (net)*		254/6000		
	Max. Torque kg-m/rpm (net)*		33.2/4400		
Compression ratio			10.3:1		
Fuel System			Electronic Gasoline Injection EGI		
Transmission	Type		XTRONIC CVT		
	Gear Ratios	Forward	2.413~0.383		
		Reverse	0.745		
Final Gear Ratio			5.577		
Steering			Hydraulic Pump Electric Power Steering		
Suspension		Front/Rear	Independent		
Brakes	System		Anti-lock Braking system (ABS), Electronic brake force distribution (EBD), Brake Assist (BA)		
	Front/Rear		Ventilated discs		
Tyres & wheels	Wheels		18" Machined Alloy	20" Machined Alloy	
	Tyres		P2 35/65 R18	P2 35/55 R20	

CAPACITY and DIMENSIONS

Capacities		S	SV	SL
Seating	Person	7		
Fuel tank	Litres	74		
Maximum towing capacity	Kgs	1500		
Dimensions				
Exterior				
Wheelbase	mm	2900.0		
Overall length	mm	5008.4		
Overall width	mm	1960.0		
Overall height without roof rack	mm	1767.5		
Overall height with roof rack	mm	1783.4		
Track width	mm	1670.0		
Interior - front/2nd row/ 3rd row				
Head room without moonroof	mm	1072 / 1001 / 960		
Head room with moonroof	mm	1043 / 978 / 960		
Leg room	mm	1072 / 809 / 781		
Hip room	mm	1442 / 1425 / 1066		
Shoulder room	mm	1543 / 1534 / 1449		
Cargo				
Maximum length	mm	2002.0		
Maximum width	mm	1166.5		
Maximum height	mm	856.8		